

# 2021-22 Texas Academic Performance Report (TAPR)

District Name: HURST-EULESS-BEDFORD ISD

Campus Name: TRINITY LAKES EL

Campus Number: 220916111

2022 Accountability Rating: B

Distinction Designations:


Academic Achievement in ELA/Reading

Academic Achievement in Mathematics

Academic Achievement in Science

Postsecondary Readiness

This page is intentionally blank.





Texas Education Agency  
2021-22 STAAR Performance (TAPR)  
TRINITY LAKES EL (220916111) - HURST-EULESS-BEDFORD ISD - TARRANT COUNTY

School  
Year

State

District

Campus

African  
American

Hispanic

White


American  
Indian





Texas Education Agency  
2021-22 Progress (TAPR)  
TRINITY LAKES EL (220916111) - HURST-EULESS-BEDFORD ISD - TARRANT COUNTY


Due to the cancellation of spring 2020 STAAR, 2022 and 2019 progress data are shown.





Texas Education Agency  
2021-22 Bilingual Education/English as a Second Language (Current EB Students/EL) (TAPR)  
TRINITY LAKES EL (220916111) - HURST-EULESS-BEDFORD ISD - TARRANT COUNTY

Due to the cancellation of spring 2020 STAAR, 2022 and 2019 School progress and STAAR progress measure data are shown.




Texas Education Agency  
2021-22 Bilingual Education/English as a Second Language (Current EB Students/EL) (TAPR)  
TRINITY LAKES EL (220916111) - HURST-EULESS-BEDFORD ISD - TARRANT COUNTY

Due to the cancellation of spring 2020 STAAR, 2022 and 2019 School progress and STAAR progress measure data are shown.







Texas Education Agency  
 2021-22 STAAR Participation (TAPR)  
 TRINITY LAKES EL (220916111) - HURST-EULESS-BEDFORD ISD - TARRANT COUNTY




	State	District	Campus	African American	Hispanic	White	American Indian	Asian	Pacific Islander	Two or More Races	Special Ed (Current)	Special Ed (Former)	Continuously Enrolled	Non-Continuously Enrolled	Econ Disadv	EB EL (Current & Monitored)
Not Included in Accountability: Other Exclusions	0%	1%	0%	0%	0%	0%	-	*	-	0%	0%	-	0%	0%	0%	0%
Not Tested	13%	5%	4%	0%	8%	6%	-	*	-	0%	0%	-	5%	3%	5%	0%
Absent	2%	2%	1%	0%	0%	3%	-	*	-	0%	0%	-	0%	3%	2%	0%
Other	10%	3%	3%	0%	8%	3%	-	*	-	0%	0%	-	5%	0%	4%	0%

\* Indicates results are masked due to small numbers to protect student confidentiality.  
 - Indicates there are no students in the group.



Texas Education Agency  
 2021-22 Attendance, Graduation, and Dropout Rates (TAPR)  
 TRINITY LAKES EL (220916111) - HURST-EULESS-BEDFORD ISD - TARRANT COUNTY

	State	District	Campus	African American	Hispanic	White	American Indian	Asian	Pacific Islander	Two or More Races	Special Ed	Econ Disadv	EB/EL
--	-------	----------	--------	------------------	----------	-------	-----------------	-------	------------------	-------------------	------------	-------------	-------









There is no data for this campus.


There is no data for this campus.





Texas Education Agency  
 2021-22 Student Information (TAPR)  
 TRINITY LAKES EL (220916111) - HURST-EULESS-BEDFORD ISD - TARRANT COUNTY

Student Information	Membership				Enrollment			
	Campus		District	State	Campus		District	State
	Count	Percent			Count	Percent		
Students w/ Dyslexia	29	5.0%	5.3%	5.0%	29	5.0%	5.3%	5.0%
Foster Care	0	0.0%	0.1%	0.3%	0	0.0%	0.1%	0.3%
Homeless	25	4.3%	2.5%	1.1%	25	4.3%	2.4%	1.1%
Immigrant	23	4.0%	3.8%	2.0%	23	3.9%	3.8%	2.0%
Migrant	0	0.0%	0.0%	0.3%	0	0.0%	0.0%	0.3%
Title I	582	100.0%	47.2%	64.3%	584	100.0%	47.2%	64.3%
Military Connected	17	2.9%	2.3%	3.3%	17	2.9%	2.2%	3.3%
At-Risk	318	54.6%	51.6%	53.5%	320	54.8%	51.5%	53.5%
Students by Instructional Program:								
Bilingual/ESL Education	144	24.7%	18.8%	21.9%	144	24.7%	18.7%	21.8%
Career and Technical Education	0	0.0%	27.1%	25.8%				
Career and Technical Education (9-12 grades only)	0							









Texas Education Agency  
2021-22 Staff Information (TAPR)  
TRINITY LAKES EL (220916111) - HURST-EULESS-BEDFORD ISD - TARRANT COUNTY

- Indicates there is no data for the item.
- \* Indicates results are masked due to small numbers.
- \*\* When only one student disability or assessment group is masked, then the second smallest student disability or assessment group is masked regardless of size.
- n/a Indicates data reporting is not applicable for this group.
- ? Indicates that the data for this item were statistically improbable or were reported outside a reasonable range.

Link to: [PEIMS Financial Standard Reports 2020-21 Financial Actual Report](#)

(To open link in a new window, press the "Ctrl" key and click on the link.)